

Get Creative with What You Have

Supplies: computer or any white paper, regular and colored pencils or crayons, black sharpie, any round objects you have around the house like: a glass, paper or plastic cup, bowl, caps or bottles.


Have your students collect as many different sized round objects they can from around the house for tracing.



Using the objects one at a time, have the students trace the circular objects with pencil on the paper.

Then, carefully go over the lines with a black sharpie.

Encourage the students to overlap and spread out the circles to create an interesting design.

Using colored pencils, markers or crayons have the students color in the spaces with colors or stripes, dots, waves ...





Get Creative with What You Have

