



Easy Spring Flowers – Grades 3-6


Supplies: 3 pieces of white paper and a black marker and colored markers, colored pencils or crayons

Follow these 4 steps to make a Tulip

Follow these 4 steps to draw Queen Ann's Lace



Follow these 4 steps to draw this flower- An Anenome



Color all your flowers in.