

Going Buggy - Grades 3-8

Okay You Made Art Paper Now What? Part 1

(Please note: Do Art Paper DIY Art Activity before this lesson)

Supplies: Glue stick, your art papers, scissors, poster board or cardstock, black sharpie or pencil and computer paper. Optional: printer soft tape – 3M safe release painters tape from Lowes or Home Depot (Blue) won't tear the paper.

Bugs are fun to make. You can just cut out the shapes using your art paper and glue them to heavier poster board or cardstock to create your own bugs. OR If you need help with some body part shapes you can use the pattern pieces below



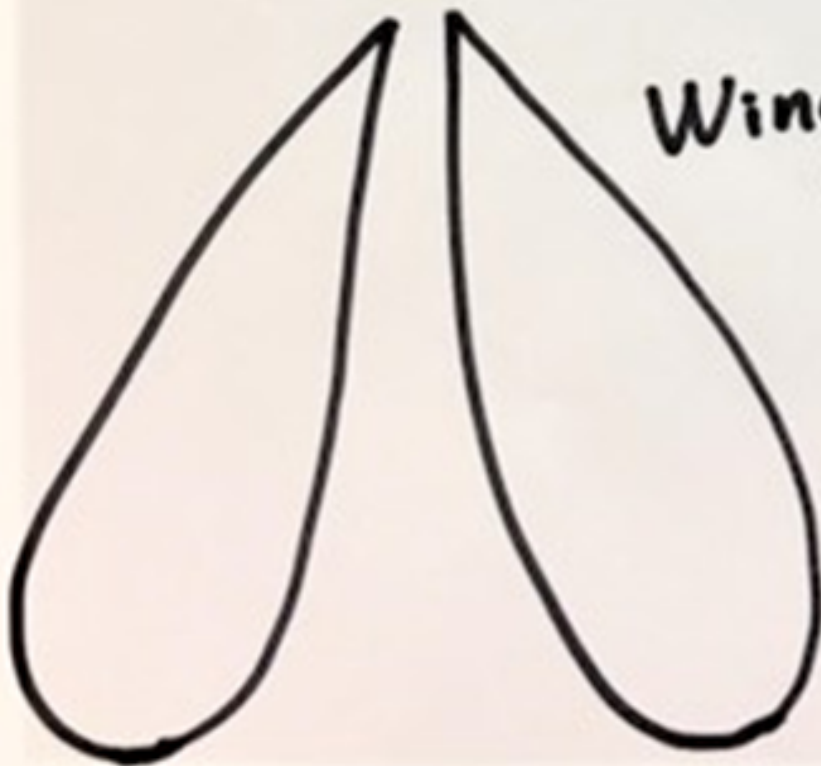
Bug Pattern Pieces



Heads




Bodies



Wings



- 1 - If you can, print the Bug Pattern Pieces on plain white cardstock - do so and cut out shapes with scissors
- 2 - If not, print on computer paper and cut out the pattern pieces for the bugs.
- 3 - Then, use soft tape to stick the pieces on art paper like a clothing pattern and cut out the shapes from the art paper.

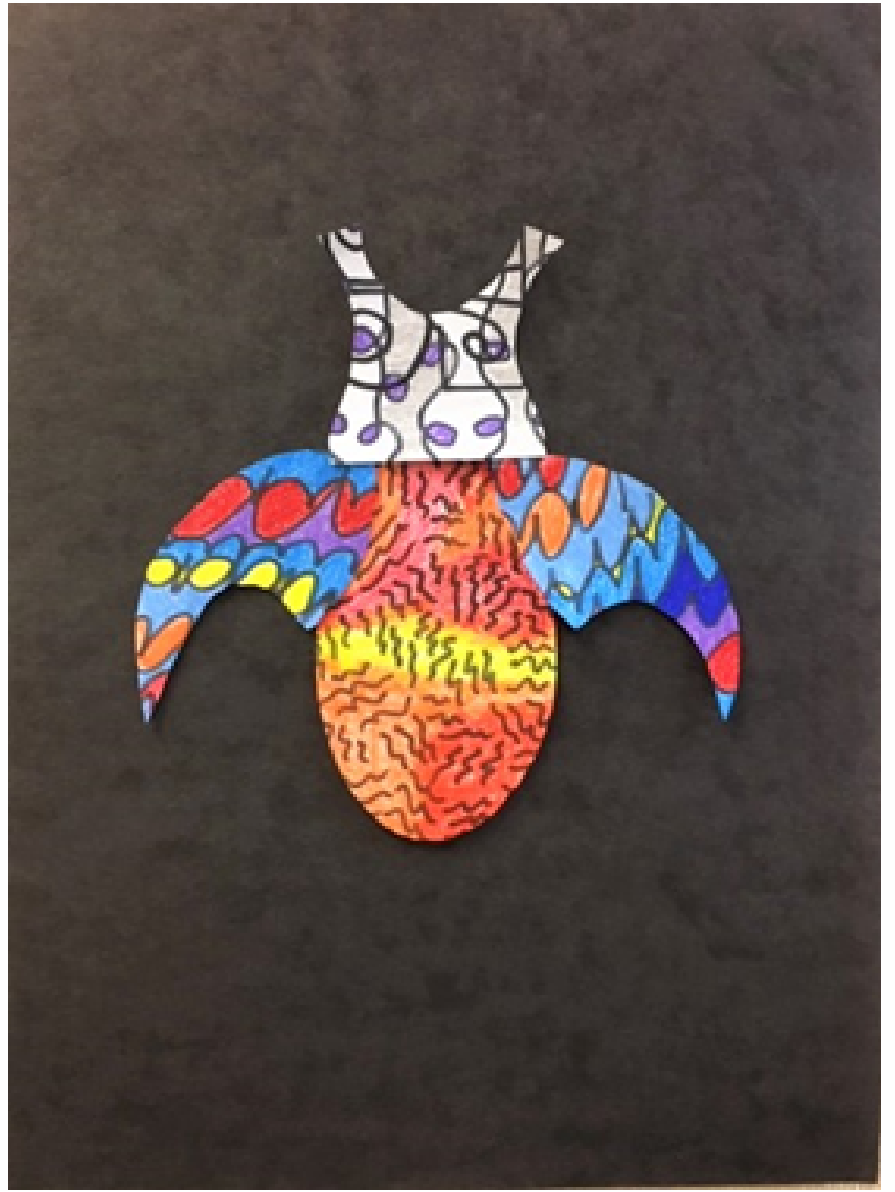


Here is how to roll the tape sticky side out and lay your pattern on your art paper. Also, you can see the type of tape that won't harm your art papers

OR

4 - If you used card stock, lay the parts on different patterned paper for the head, body, and wings so you get contrast. Then, trace with black sharpie and cut out pieces. Card stock is a little heavier and easier to trace than computer paper.

5 - You can mix and match the pieces to make different bugs. Test your options before you glue them.



6 - You can turn the wings and bodies upside down to change the shapes of your bugs.

7 - If you want sturdier bugs, you can glue the art paper to a sheet of card stock or poster board.

8 - Use Sharpie to add eyes, legs, or tails and a background if you want to.

Here is a sample of art paper bugs glued to cardstock then enhanced with sharpie eyes, tails, feet, and antennae.



PLEASE NOTE: This would be a great lesson to tie in with a Science Lesson on Insects- How many legs, body parts, what are antennae and how are bug eyes different than human eyes. Make it fun and educational.

Go Buggy!!!