





Crazy Catz


Grades 4-8

Supplies: 4 pieces of computer paper or cardstock, a pencil, colored pencils, markers or crayons, scissors, a glue stick, and a printer.

Check out the cat bodies and cat faces below





Make your own faces in the last 2 circles (see below). I tried to make different expressions to look sad, happy, surprised...



Print out the page with all the faces and cut out a face.


Choose one of the 3 bodies below, print it on your paper, and cut it out.





Glue the face on the body over the face or circle on the body.

Decorate the body with designs of your choice. Here are some examples:



If you have colored pencils, crayons or colored pencils, color the cat. My example is done with markers.



You can also draw your own cat with a face you like and fill it with designs and color it