

Draw a Teddy Bear with a Heart - Grades 9-12

Students will create a drawing of a cartoon Teddy Bear.

WHAT YOU NEED:

Pencils


Paper

Colored pencils or crayons or pastels or markers

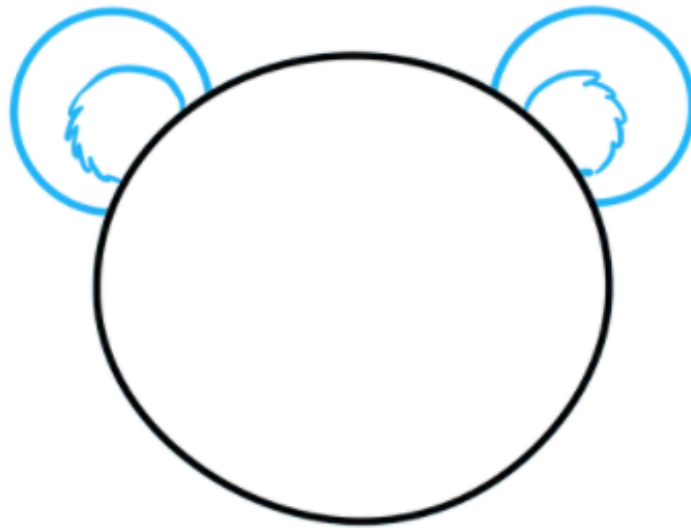
TEACHER ASKS:

Students to imagine who they would give this drawing to.







1. Begin by drawing a circle. This will form the bear's head.



2. Draw two smaller, partial circles at the top of the original circle. These will form the bear's ears. Inside each ear, sketch a circular shape using a series of short, curved, overlapping lines. This details the inside of the ear and gives it a furry appearance.




3. Draw a heart. Allow the top of the heart to overlap the bottom of the head.




4. Erase the guide line from the heart.



5. Draw an oval overlapping the heart. This will form the bear's paw. Notice that short lines were used on one side to give it a furry appearance. Using a series of curved lines, sketch in the arm. Note the curved lines that form the bend of the elbow. Erase guide lines as necessary.



6. Sketch in another oval above and behind the heart, forming the other paw. Again, note the furry overlapping lines. Use a long line for the arm and shoulder. Notice the short lines indicating fur near the neck.



7. Draw two more furry circles, indicating the bear's feet. Connect them using a long, curved line. Then, use short lines to indicate the joints of the legs to the bear's body.



8. Sketch a furry circle at the bottom of the head. This will be the bear's snout. Draw a curved, upside down triangle at the top of the snout, forming the nose. Add shine to the nose using a small oval. Draw a straight line downward from the nose, and join it to a large, "U" shaped smile. For each eye, draw a small circle surrounding a smaller circle, and shade between the two. Finally, use short lines to indicate fur near the top of the head.



9. Draw a trail of short lines parallel to the outline of the heart, indicating stitches. Write the words 'I Love You' across the heart.



10. Color your bear. Early teddy bears were brown, but today they may resemble black bears, polar bears, pandas, or even come in a rainbow of colors. Hearts, too, are typically depicted in shades of pink or red, but the choice is yours.