



Alien Drawing Game



Supplies: Pencils, 1 copy of the Game Sheet for each player, a blank piece of white paper to draw on, and one dice for each player or share the dice.

Play the Game - Pass out supplies and encourage the players to draw a larger version of the items on the Game Sheet.

(Optional) - You can make small books by cutting computer paper in half or folding the pieces and stapling the folded edge together so that each player can play multiple times and fill the book with their characters.


Round 1 - Each player will take a turn rolling the dice. The first roll is for a head with eyes, nose and antennae. If the player gets a 2 they draw the head that is next to the dice with 2 dots on their blank paper. If the player rolls a five they can draw the head next to the dice with 5 dots.

Round 2- Each player takes a turn rolling again and draw the Body that is to the right of their dice number just under the head.







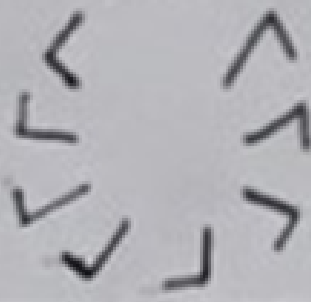
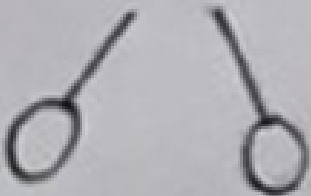







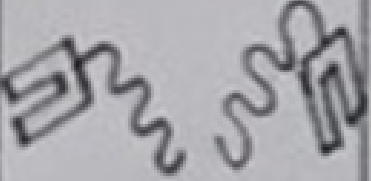



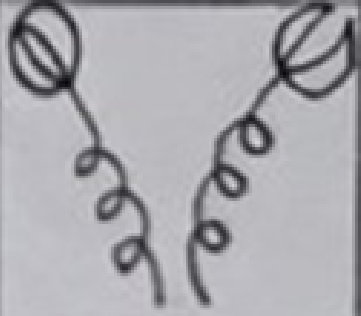




Round 3- Each player rolls again and draws the legs under the body.

Round 4- Each player rolls one last time and draws the arms attached to the body.

Each time you play you will probably get a different looking Alien so play over and over creating as many Aliens as you want. Hope you have an “Out of this World” experience!



Draw Aliens Game

	1st Roll	2nd Roll	3rd Roll	4th Roll
	Heads	Body	Legs	Arms
1				
2				
3				
4				
5				
6				

Aliens

