




Fun with Circles and Lines

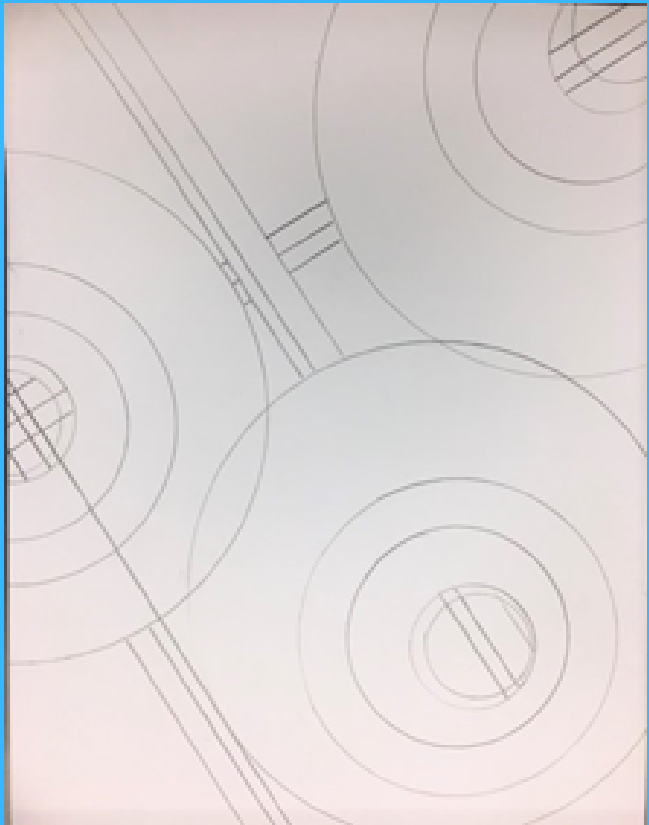

Supplies: Round objects that you can find around your house, pencil, white paper, black, silver, and gold sharpies and colored pencils or other markers.




Trace circles on your paper. You can keep them inside each other or have them overlap.
Below, you'll find examples.



Leave a little background space where you can add some lines between the outsides of some of the circles to add interest.



Carefully go over your lines with black sharpie. In the example, the little squares that were created by the lines inside some of the circles were colored with dark and light pencil and gold and silver sharpie.



Lastly, you can add colored pencil to complete an abstract art piece.

