


# Crazy Creatures Drawing Game - Any Age



Supplies: White paper, pencil, and/or colored pencils, scissors, and a stapler.

**\*Make 1 booklet for each person who will be playing the drawing game\***

With your paper in landscape position, fold it in half and in half again. Fold all your folds in both directions




Now with your paper in portrait position, fold it in approximate 3rds. It is best to have the top part a little shorter (room for head and neck) and the bottom a little longer (room for legs)





Fold the paper in half with the sides going back then fold the sides forward.



Staple the left  $\frac{1}{4}$  inch from the edge of each of the 3 horizontal sections.



Cut open the fold in the center so you have what looks like a four page little book.



Cut horizontally through all four layers to about  $\frac{1}{4}$  inch from the edge with the stapler. **NO FURTHER!!** Fold the papers in both directions about  $\frac{1}{4}$  inch from staples so you can turn the pages.




# GET READY TO HAVE FUN PLAYING the CRAZY CREATURES Drawing Game!



Take time to think of at least 4 different creatures (people, aliens, animals, monsters, bugs...) that you can draw standing up so the head and neck would fit in the top box of your booklet, the arms and or tummy in the middle box and the feet, legs, tail... in the bottom box. Don't forget to put your name on the back of your book!

**PLAY THE GAME** with family or friends!

Draw a head in the top box on the front of each page. Make a neck with the sides of the neck line continuing slightly into the next box down.



Gently fold the head part of the book back and exchange books with another person.



Starting at the neck lines, draw four different middle of the body parts in the middle boxes on each page- (DON'T PEEK AT THE HEADS!!) AND be sure to extend lines for the legs onto the bottom box.

Fold back the top two sections of your book and exchange it with someone again.

**NO PEEKING!**

Add four different leg, feet, tail sections to the four bottom boxes.

## AT LAST YOU GET TO PEEK!!

Ask for your booklet back, unfold the bent back pages gently and look through all the creatures you have in it. First turn the head pages only. Then turn the middle body parts too and lastly turn the legs sections also.

See if you can count all the combinations of creatures you created. See examples

