

Drawing Faces Game

Supplies: Pencils, 1 copy of image 2 for each player, a blank piece of white paper to draw on, one dice for each player or share the dice.

Round 1: Each player will take a turn rolling the dice. The first roll is for a head shape.


If the player gets a 1 they draw the head shape next to the dice with 1 dot on the blank piece of paper. If the player rolls a six they draw the head shape next to the dice with 6 dots.



Round 2: Each player takes a turn rolling again and now they draw the nose that is to the right of their dice number in the middle of the face on their paper.

Round 3: Each player rolls again and draws the eyes to the right of the dice with the same number of dots.

Round 4: Each player rolls one last time and draws the mouth to the right of the dice with the same number of dots.



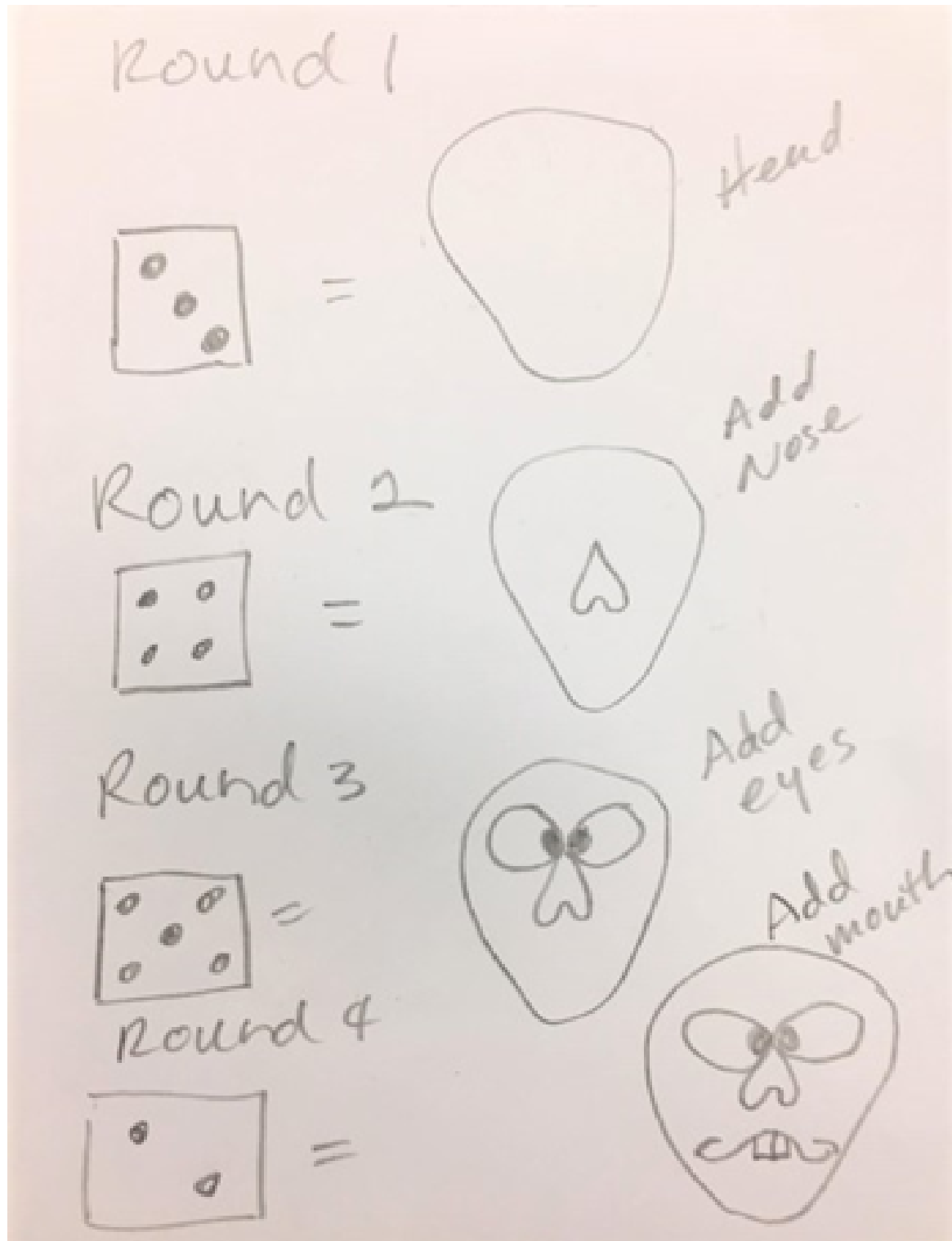
You can play over and over creating as many faces as you want to. Enjoy!!







Drawing Faces Game

1.





Drawing Faces Game

2.

	1st Roll	2nd Roll	3rd Roll	4th Roll
1	Head	Nose	Eyes	Mouth

